

CNC machine

with servo motor drive

FLATCom[®]
L series



Features

- 5-axis machining
- Large processing surface up to 1700 x 2500 mm
- Gantry drive
- Mobile portal, fixed bench
- removeable hood

FlatCom L250 with iOP-19-CPU

Technical specifications

	FLATCom [®] L150	FLATCom [®] L250
Processing areas X/Y [mm] *	1,500 / 1,700	2,500 / 1,700
Z lift [mm]		210
Bench clamping area WxD [mm]	1,600 x 2,250	2,600 x 2,250
Z gap [mm] *		270
Dimensions WxDxH [mm]	2,216 x 2,430 x 1,995	3,216 x 2,430 x 1,995
Processing speed X/Y/Z		max. 250 mm/s
Repeat accuracy [mm]		± 0.02
Drive motors		Servo motors
Drive elements X/Y/Z		Recirculating ball drive, adjustable for no play
Controller	IMD CAN controller with 4 drive controllers, expandable to 12 axes (max. 6 interpolated & 6 handling axes), PC, I/O module, safety circuit with rest state monitoring, power supply unit 48V / 1000W	
Operation	Control pult iOP-19-CPU	
Weight [kg]	appr. 435	appr. 510
Software	Windows, WinRemote (optional: ProNC, isy 2.8)	
Connection values	400 V, 16 A	
Part-no.	276063 34565E	276073 34565E

* without mounted components on the axes !

CNC machine

with servo motor drive

FLATCom[®]
L series

Features

- Portal gap: 300mm
- Maintenance-free servo motors
- Particularly suitable for the whopping editing (aluminium, non-ferrous metals, ceramics etc...)
- Installation of spindle motors up to 3.6 KW, SK 30 tool holders
- Available with or without protective hood
- Ideal for multi-shift operation
- Control pult iOP-19-CPU
- Control PC iPC 25 including PCI card Win 7 / 64 bit

Areas of applications

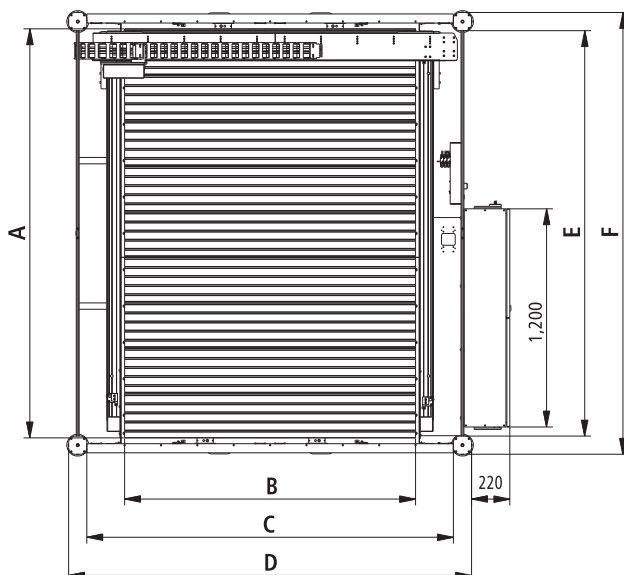
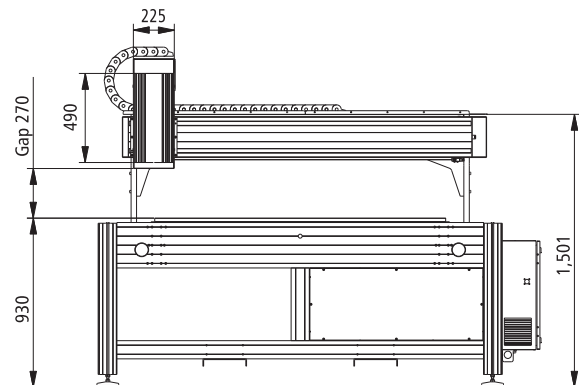
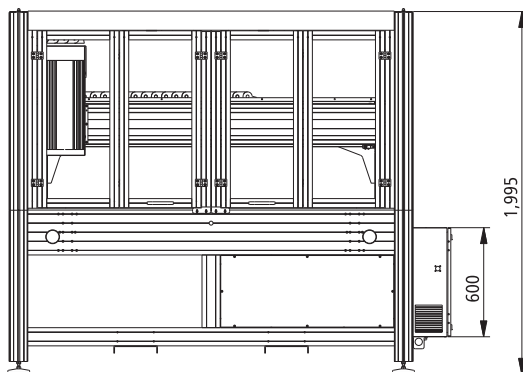
For the machining of:

- Light metals
- non-ferrous metals (brass, bronze etc...)
- CFRP
- Ceramic
- Plastics
- Wood

Options

- PC control console with free PCI plug-ins (for use by external PCI hardware)
- Safety light curtain
- Milling and engraving spindles
- SK11/SK20 automatic tool change stations
- Minimum quantity lubrication or CoolMin cooling system
- Vacuum clamping benches
- Suction device
- 4th axis e. g. RDH series installation
- Version without hood
- Maximum 6 interpolated axes + 6 handling axes
- Portal gap according to customers request

Dimensioned drawings



	A	B	C	D	E	F
FlatCom L 150	2,250	1,600	2,016	2,216	2,230	2,430
FlatCom L 250	2,250	2,600	3,016	3,216	2,230	2,430

Technical specifications subject to change.